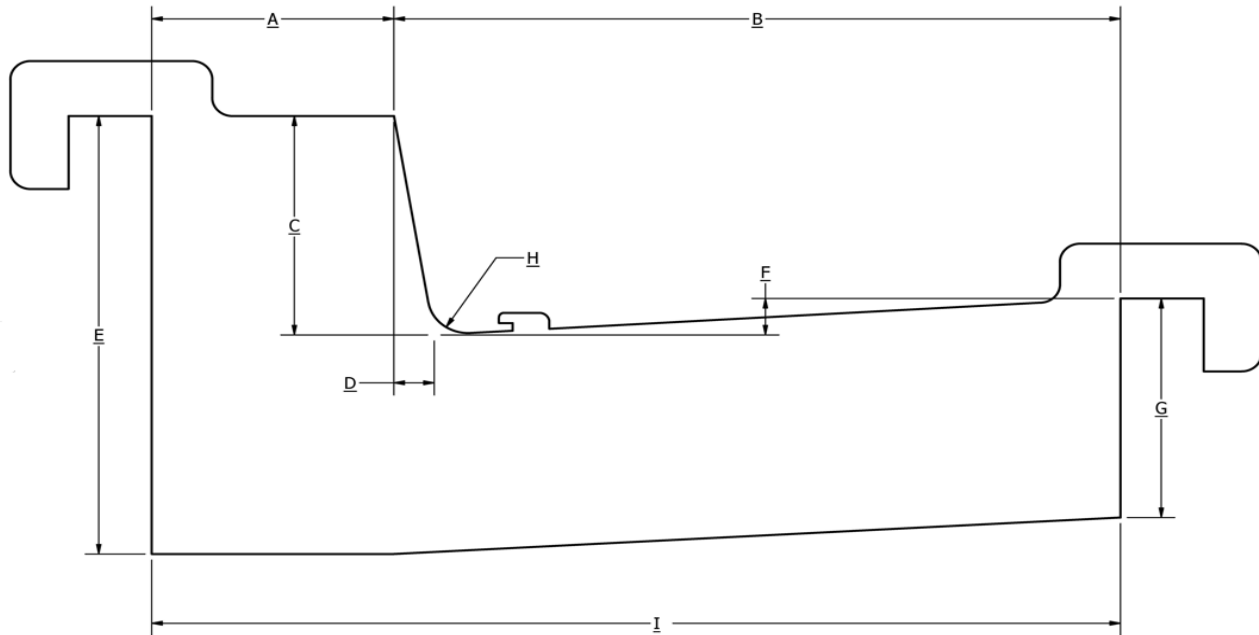




METAL FORMS CORPORATION
SINCE 1909

C&G DIVISION PLATE TEMPLATE

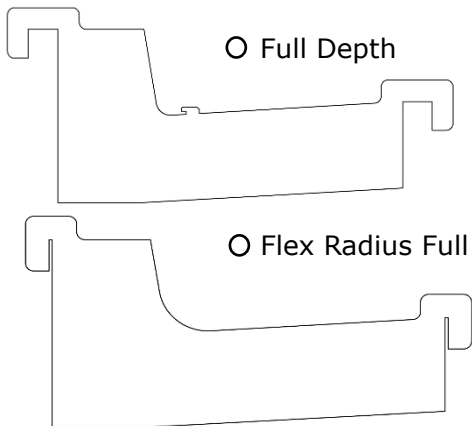


Note: EXACT DIMENSIONS are required. Select the plate style, sign, date and return to your MFC Representative.

- | | | | |
|---------------------|-------|--|-------|
| A. Curb Width | _____ | F. Flow Line | _____ |
| B. Gutter Width | _____ | NOTE: Add a "-" for slope away from curb | |
| C. Curb Height | _____ | G. Front Form Height | _____ |
| D. Curb Layback | _____ | H. Curb Radius | _____ |
| E. Back Form Height | _____ | I. Total Width | _____ |

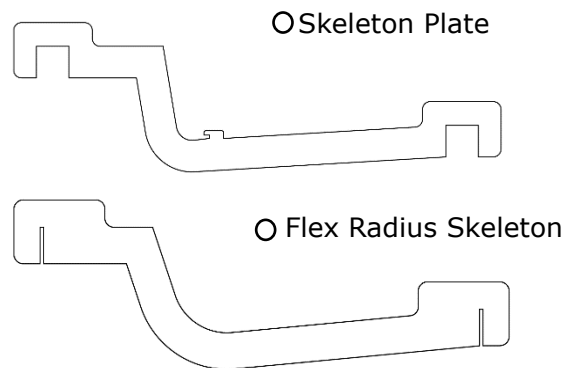
FULL-DEPTH DIVISION PLATE

Full-Depth Division Plates assure accurate positioning of all forms and are used when full-depth joints are required.



SKELETON DIVISION PLATE

Skeleton Division Plates create continuous slab of concrete with partial-depth scoring for "controlled cracking".



Company & Location: _____

Approval Signature: _____ Date: ____ / ____ / ____